

NORFOLK HQ

NAILS | BEAUTY | EDUCATION

Education Prospectus

CONTENTS

- 02. Introduction
- 03. Meet The Team
- 04. About Me
- 06. Our Courses
- 09. Prerequisites
- 10. FAQ's

INTRODUCTION

The Education team at Norfolk HQ was created when four like minded professionals came together with the same goal of offering high standard courses that were available to all.

It came to our attention that throughout our journeys in the beauty industry, we had all at some point received education that we felt didn't provided us the knowledge required to deliver a good quality service.


That pushed us to come together and use both our positive and negative experiences to create something better, something we felt allowed new professionals in the industry to have a successful start to their career. Me (Toni), Nat, Sheniene & Em came together and spent months using our individual strengths, creating and perfecting manuals, lesson plans and education standards, that we were happy with before submitting them for accreditation. We were absolutely thrilled when they passed with flying colours.

Today we now all offer these courses across the country in our own individual salons making sure everyone has continued support through out their nail and beauty journey.

So what does that look like?

Well once you are enrolled on to our courses you will receive a copy of our theory manuals. We felt that providing them ahead of the in person course gave our students plenty of time to digest the magnitude of information they will need to learn, rather than trying to overload their brains in just a few short days. On day 1 that knowledge is then discussed and refreshed to make sure it is fully understood. Students are then delivered the practical aspect of the course, including, manuals, discussions and demonstrations followed by hands on experience with treatment models. When the educator and student are both happy, they are sent away to complete their case studies. Why case studies, not everyone requires them? Case studies are the perfect way for us to fine tune any teething problems and ensure you are 100% ready to start your career successfully.

MEET OUR TEAM




Toni Langham
Norfolk



Natalie Roberts
Wales



Sheniene Lebond
Midlands



Em Lee
Essex

ABOUT ME!

We have talked about the team and what makes our courses great but what about your educator.



Why is it when somebody asks you to talk about yourself your mind suddenly goes blank, like you haven't spent your entire life developing yourself as a person!

Well, here goes. I'm Toni and I joined the beauty industry at the beginning of 2017, having experienced a whole world of different jobs but never really settling in to my 'thing'. Until I found nails and later beauty. I was so passionate about developing my knowledge, working standards and constantly progressing. This led to me being lucky enough to become part of an amazing team of ambassadors representing a big brand name. From that day I was lucky enough to be presented with multiple opportunities to develop my career in many different directions.

That is what led me to education, after months and months of offering tips and advice to thousands of professionals for free it was suggested I complete my AET (Award In Education).

After completing my AET I was asked to join an education team at another company, which I did for a couple of years, eventually helping to write their manuals and teaching the new team members as they joined us.

During that time in 2021 I opened my first salon and thrived off the professional yet safe space we created where everyone was comfortable from all walks of life.

When the education company I worked with came to an end me and a few close friends in the industry decided it was time we created something special. Something we knew was missing from the market. Affordable beginners course, with a high standard of education and continued support.

04

OUR PROCESS

Complete Enrolment

01

Once you have made contact with your educator they will provide you with an enrolment form to complete, a start date is agreed & all that is left is to pay your deposit, when this is done you will start your education journey.

Home Study!

02

The first step of your course is the theory, this is done at home so you have more time to process all the information provided. This manual will be sent to you minimum of two weeks prior to your practical day. It is essential you study this at home

Practical Sessions

03

When it is time for your practical learning, the day is split in to sections. Firstly the educator will review the theory manual with you and ensure you have learnt what is required. Next will be demonstrations and hands on education. And finally hands on practice.

Case Studies

04

Finally, when you and your educator feel you are ready, they will request a set of case studies to go away and complete solo. This is to ensure we have taught you everything you need to know in order to be successful and give you tips and advice to improve. Once all parties are happy with your standard of work your certificate will be provided.

05

OUR COURSES


Nails

Gel Polish
Acrylic Nail Extensions
Builder Gel
Soft Gel Extensions
E-File




Beauty

Warm Waxing
Lash Lift and Tint
Lash Extensions
Henna Brows
Brow Lamination



NAILS

Our accredited courses will teach you how to complete a high quality service for your clients. Before the practical you will receive a theory manual to study at home to prevent us overwhelming you with information on the day. Your educator will go over the science and theory of nails, a safe working environment & a complete client consultation to start your course. Moving on to nail preparation, application, removal and trouble shooting before discussing a wide range of brand choices and set up advice to help guide you through the start of your nail career. After your day with us we will require a set amount of case studies to ensure you are fully competent and ready to begin your journey. Following all our courses are educators will continue to support all students for as long as they need.



Please attend with bare nails (no enhancements) as some stages of the course require you to practice on your own hands, this allows you to feel what you are doing.

Each course has an optional starter kit available to purchase, we highly recommend purchasing this kit as it means we can teach you with your own tools and products as well as allowing you to start your case studies as soon as you have completed your practical days with us with a kit you are familiar with.

Gel Polish

Duration - 1Day Price - £150

Acrylic Extensions

Duration - 3 Days Price - £400

Soft Gel Extensions

Duration - 1Day Price - £200

Builder Gel

Duration - 2 Day Price - £300

E-File

Duration - 1Day Price - £150

BEAUTY

Our accredited courses will teach you how to complete a high quality service for your clients. Before the practical you will receive a theory manual to study at home to prevent us overwhelming you with information on the day. Your educator will go over the science and theory, a safe working environment & a complete client consultation to start your course.

Moving on to preparation, application, removal, aftercare and trouble shooting. We are not brand bias but all professionals have brand preferences which we will be happy discussing, along with set up advice to help guide you through the start of your career.

After your day with us we will require a set amount of case studies to ensure you are fully competent and ready to begin your journey. Following all our courses our educators will continue to support all students for as long as they need.

Each course has an optional starter kit available to purchase, we highly recommend purchasing this kit as it means we can teach you with your own tools and products as well as allowing you to start your case studies as soon as you have completed your practical days with us, with a kit you are familiar with.

LASHES

Lash Lift & Tint

Duration - 1Day Price - £180

Individual Lash Extensions

Duration - 2Day Price - £300

Volume lash Extensions

Duration - 2Day Price - £350

BROWS

Henna Brow

Duration - 1Day Price - £200


Brow Lamination

Duration - 1Day Price - £200

WAXING

Warm Waxing

Duration - 1Day Price - £150



CERTIFICATION

What will you receive on completion?



PREREQUISITES

A prerequisite is a course, skill, or other requirement that must be completed or met before enrolling in another course or program. It ensures students have the necessary knowledge or foundation to succeed in the subsequent learning. We set these in order to ensure our students have the best chance of success in their education and future career. Students must be able to provide evidence of these before enrolment is complete.

Nails

E-File - Must hold a nail extension qualification

Soft Gel Extensions - Must hold a gel polish qualification

Beauty

Brow lam - Must hold a waxing qualification

Henna - Must hold a waxing qualification

Volume lash - Must hold an individual lashes qualification for 3-6month

FAQ'S

Will I need a model?

The short answer is yes, most courses do require models. This means that students get more time being hands on and receiving education as opposed to losing valuable time being worked on.

Why do you need case studies?

Case studies help us to ensure you have the necessary knowledge to be successful in your career. Some course pack a lot of knowledge in to one day and case studies can help us to see if you need any further advice or education before we send you out in to the big bad world.

What happens if I forget something?

Who doesn't forget things?! don't panic our educators are always a message away and will continue to support you where we can or point you in the right direction.

Are you brand bias?

All professionals have their most and least favourite brands, we are happy to discuss our opinions with you, however we do not work for any brands so will not be brand pushing.

Do I need a starter kit?

Although it is not essential it is something we recommend as it means you can learn on the day with your own products and be prepared to start your case studies as soon as you complete your course with it fresh in your mind.

What if i want to learn more advanced techniques or am already qualified?

Our educators all offer 1-1 master classes or skill building days, if you are already qualified in a treatment we don't need to put you on a starter course and instead will build your very own master class focusing on the things you would like to improve/learn.



Norfolk HQ - Black Barn Farm Norwich
Road, Salhouse, Norwich, NR13 5GU

www.norfolkhq.co.uk

07534277109

Insta - Norfolk_HQ